

Beyond Commands: Unpacking the Role of Parental Behavior in Shaping Child Compliance

Kate Kwasneski & Adon Rosen

University of Oregon & University of Oklahoma

September 6th 2024

Introduction

Outline

- 1 Background
- 2 Methods
 - 1 Change in Parenting Behaviors
 - 2 Change in Parenting Behaviors Predicting Compliance
 - 3 Contemporaneous Compliance Analyses
- 3 Results
- 4 Discussion

Background

- 1 Learning to comply important for child development (Deneault et al., 2023; Moffitt et al., 2011)
- 2 Risk for child abuse is heightened during caregiver-child compliance interactions (Rodriguez et al., 2018; Rodriguez, 2016; Urquiza & McNeil, 1996)
- 3 Important to study compliance in context of child-welfare (CW) families

Compliance and rearing

- 1 Studies of child welfare-involved (CW) families have shown that the risk for child abuse is heightened during caregiver-child compliance interactions (Rodriguez et al., 2018; Rodriguez, 2016; Urquiza & McNeil, 1996)
 - 1 Parents at high risk for abuse tend to find children's noncompliance behaviors more stressful to handle (Dopke & Milner, 2000)
 - 2 Parents at high risk for abuse appear to have stricter or narrower definitions of child behaviors that demonstrate compliance, compared to lower risk parents (Dopke et al., 2003; Dopke & Milner, 2000)
 - 3 These same parents are more likely to respond aggressively to noncompliance (Rodriguez, 2016)
- 2 As such, children's ability to cooperate with their caregivers and follow instructions has important implications for safety and socioemotional development.

Compliance and maltreatment

- 1 Parents with high abuse risk for abuse:
 - 1 Find child noncompliance to be more stressful (Dopke & Milner, 2000)
 - 2 Hold stricter definitions of child compliance (Dopke et al., 2003; Dopke & Milner, 2000)
 - 3 Are more likely to respond aggressively to noncompliance (Rodriguez, 2016)
- 2 Children's ability to follow caregiver instructions has important implications for safety and socioemotional development

PCIT, commands, and compliance

- 1 PCIT increases compliance in families who seek treatment for child disruptive and oppositional behavior (Thomas et al., 2017)
- 2 No evidence of PCIT moving compliance or parent use of direct commands in CW families

Hypotheses

- 1 This study asks three questions:
 - 1 How does PCIT influence parental behaviors
 - 2 How do changes in parenting behaviors influence child compliance
 - 3 Can contemporaneous behaviors within the Clean-Up DPICs task be used to predict compliance

Methods

PCIT administration

- 1 Pre- and post-PCIT DPICs data were acquired from 204 parent-child dyads using an intervention versus control RCT design.
- 2 The sample was drawn from consecutive family referrals received between April 2016 and June 2019 from the Department of Human Services-Child Welfare and Self-Sufficiency, and who consented to enroll in the study.
- 3 The DPICs Clean-Up task was used to measure changes in both parenting behavior and children's compliance

DPICs administration

- 1 The DPICs is composed of three separate 5-minute tasks:
 - 1 Child-Led play
 - 2 Parent-Led play
 - 3 **Clean-Up (CLUP) task**
- 2 The CLUP task involves a standardized set of toys distributed throughout the play room and parents instruct their children to clean the room

DPICs measurements

- 1 Verbal interactions from the CLUP task are coded into one of four categories:
 - 1 Positive: Behavioral description, reflection, praise
 - 2 Neutral: Neutral talk & questions
 - 3 Negative: Negative talk & noncompliant commands
 - 4 Command: Direct & indirect compliant commands

Question 1

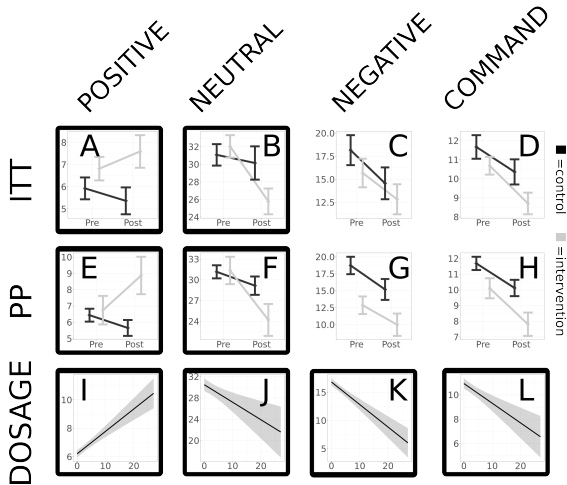
Question 1

- 1 Question 1 examines the influence that PCIT has on parenting behaviors, specifically how does PCIT influence the various domains of verbal interactions during the CLUP task
- 2 Specific hypotheses include:
 - 1 An increase in positive behaviors and a decrease in negative behaviors

Methods

- 1 The total number of each parenting behavior were calculated within every dyad's completed CLUP administration
- 2 A multilevel poisson regression was used to examine differences in pre- and post-intervention sums of behaviors
- 3 This was performed in a intent-to-treat (ITT), a per-protocol (PP), as well as a total dosage framework
 - 1 The group based approaches (ITT & PP required estimating a group*wave interaction, the dosage variable required estimating a main effect)

Results



Hypotheses

- 1 The model suggested an increase in positive behaviors in the ITT & PP groups & no significant difference in the total number of negative behaviors
- 2 The dosage effect suggested an increase in positive behaviors and a decrease in all other behavioral categories

Question 2

Question 2

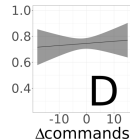
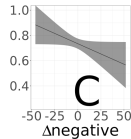
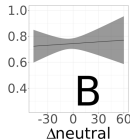
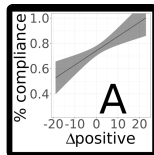
- 1 Question 2 examines how the change in parenting behavior (Δ_{t2-t1}) predicts the child's compliance at the post-intervention administration of the CLUP task.
 - 1 All models controlled for compliance and total number of commands at time 1.
- 2 Specific hypotheses include:
 - 1 An increase in positive behaviors would predict greater compliance
 - 2 A decrease in negative behaviors would predict greater compliance

Methods

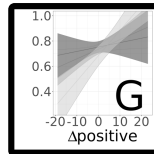
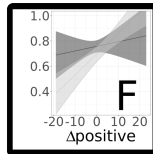
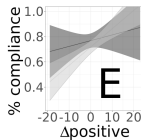
- 1 Post-intervention compliance was regressed onto the difference in parenting behaviors (Time 2 - Time 1) using a GLM
- 2 A separate model was estimated within each behavioral category (4 models)
- 3 Follow-up moderation models were examined in any model with a significant Δ main effect

Results

MAIN
EFFECT



MODERATION



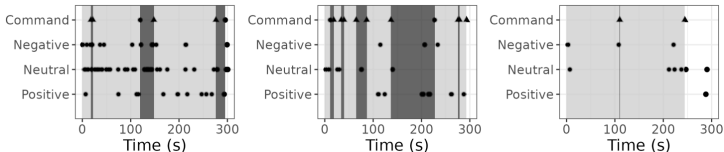
Question 3

Question 3

- 1 Question 3 examines in-the-moment influences of compliance
- 2 This was performed by a logistic regression predicting if a child complied for every compliant command a caregiver delivered ($n=3,969$) compliance it requires estimating a logistic regression for every delivered compliant command and to examine how to the frequency of parental commands
- 3 A multilevel logistic regression model was used. Fixed effects were included for the frequency of parental behaviors, if a command was direct, pre- versus post-intervention, as well as group and dosage effects
- 4 Random slope and intercept terms were included for all frequency variable terms

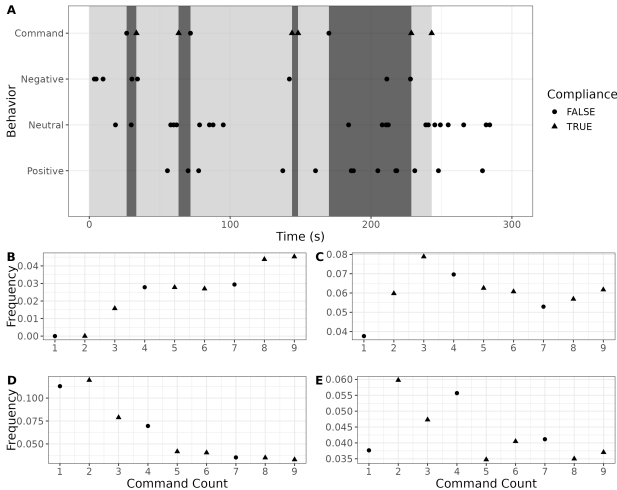
Methods - frequency creation

- 1 CLUP time series were acquired for all participants



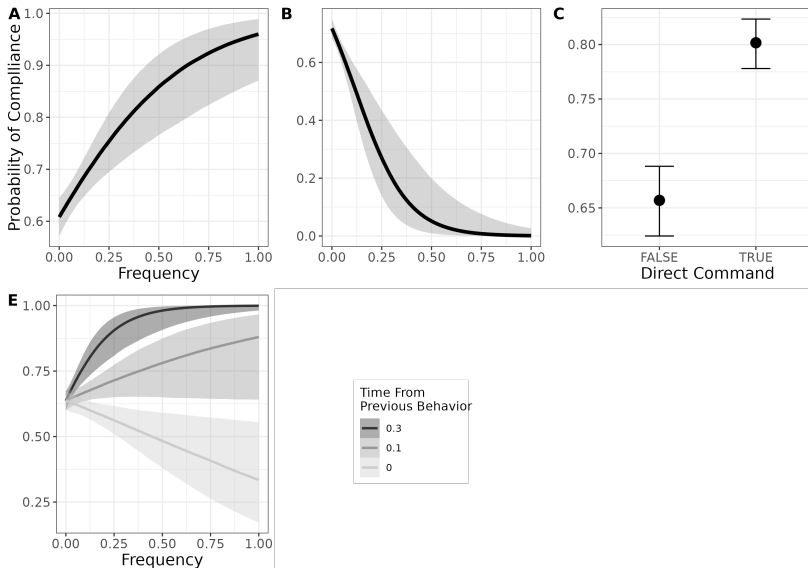
- 2
- 3 28,361 verbal interactions were coded and available across all CLUP tasks

Methods - frequency creation

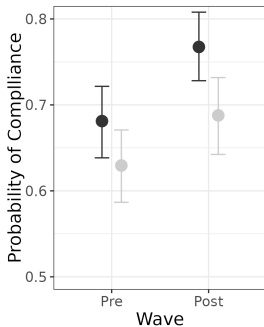
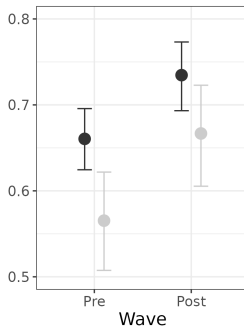
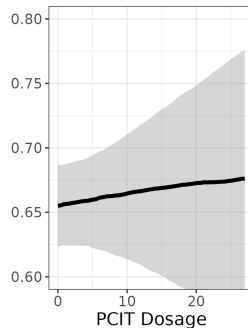
**1**

2 frequency was created by taking the sum of all actions taken prior to each compliant command and divided by the time of

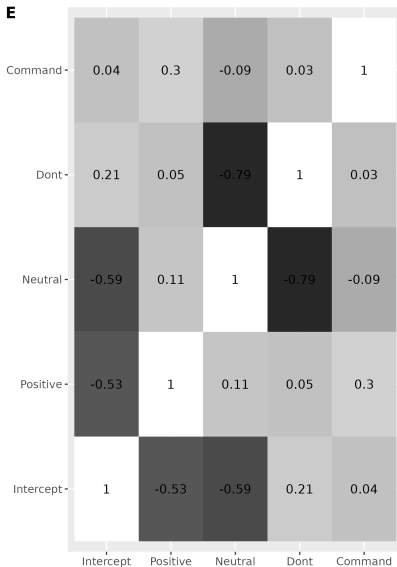
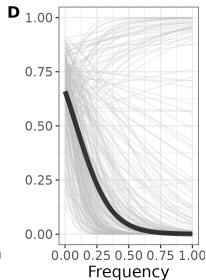
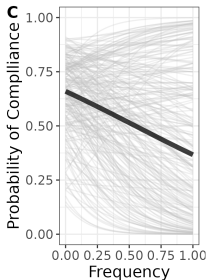
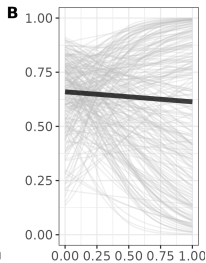
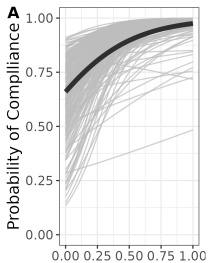
Results



Results cont.

A ITT**B** PP**C** Dose

Results cont.



Discussion

PCIT modifies parent behaviors

- 1 ITT & PP group effects were observed in the positive and neutral behavioral categories
- 2 Main effect of dosage were observed across all behavioral categories
 - 1 Positive interactions had a positive effect
 - 2 All other behavior categories decreased

Compliance is influenced by changes in parental behavior

- 1 Changes in positive interactions predicted compliance at the post-intervention CLUP task
- 2 This effect was moderated by group assignment & dosage
 - 1 The intervention groups displayed a stronger slope when predicting compliance from changes in behavior

Predicting contemporaneous compliance

- 1 More frequent positive interaction improve compliance
- 2 Less frequent commands improve compliance
- 3 Direct commands display MUCH greater compliance compared to indirect counterparts
- 4 More negative interactions improve compliance when temporally distal
- 5 PCIT had very little effect on predicting compliance, despite displaying the desired effect on parenting behaviors (increasing positive interactions)

Dyad-specific variance

- 1 The positive interactions displayed the lowest amount of variability, nearly all dyad's slopes were positive: positive interactions are the most uniform interactions that can improve compliance
- 2 All other interaction categories displayed differences in slope sign: some positive and negative slopes
 - 1 Caregivers may apply alternative strategies to obtain compliance from their children

Big picture

- 1 PCIT, originally developed for child externalizing difficulties
- 2 CW families demonstrate parenting difficulties
- 3 Fewer commands led to greater compliance
- 4 PCIT encouraging less harsh control in CW families

Implications for outcomes

- 1 Direct commands in context of positive parenting is ideal
PCIT seems to help these families get there
- 2 Greater dosage leads to reductions in commands and negative parenting behaviors
- 3 Overall: the behaviors we see here set children up for cooperation (Leijten et al., 2016; 2018; 2019)
- 4 This leads to positive developmental outcomes (Deneault et al., 2023; Moffitt et al., 2011)

Future directions

- 1 DPICS – only captures compliance within 5 seconds of original command Capture committed compliance: child's continued behavior
- 2 PRIDE skills collapsed in this model Look at
 - 1 PRIDE skills individually
- 3 PCIT seems to be reducing aversive parent control without decreasing child compliance in this CW sample